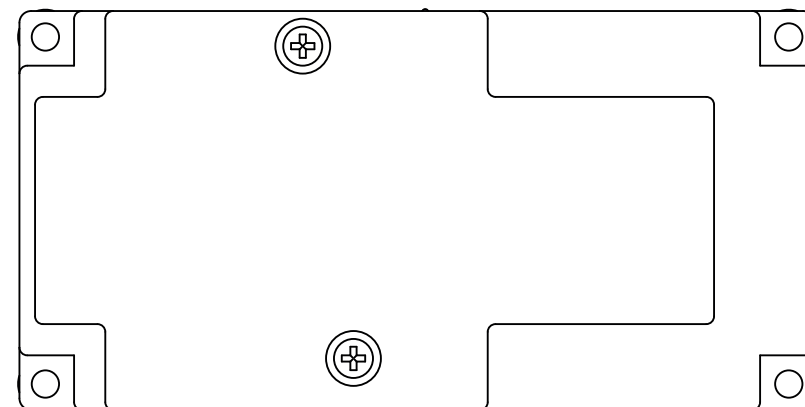
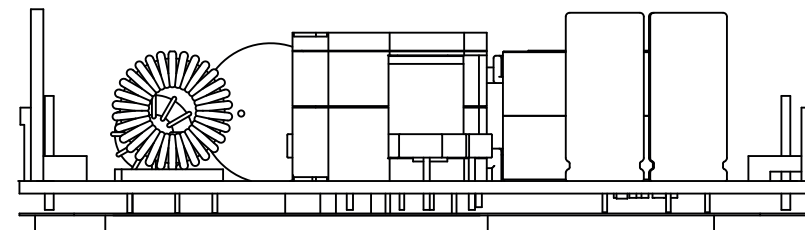
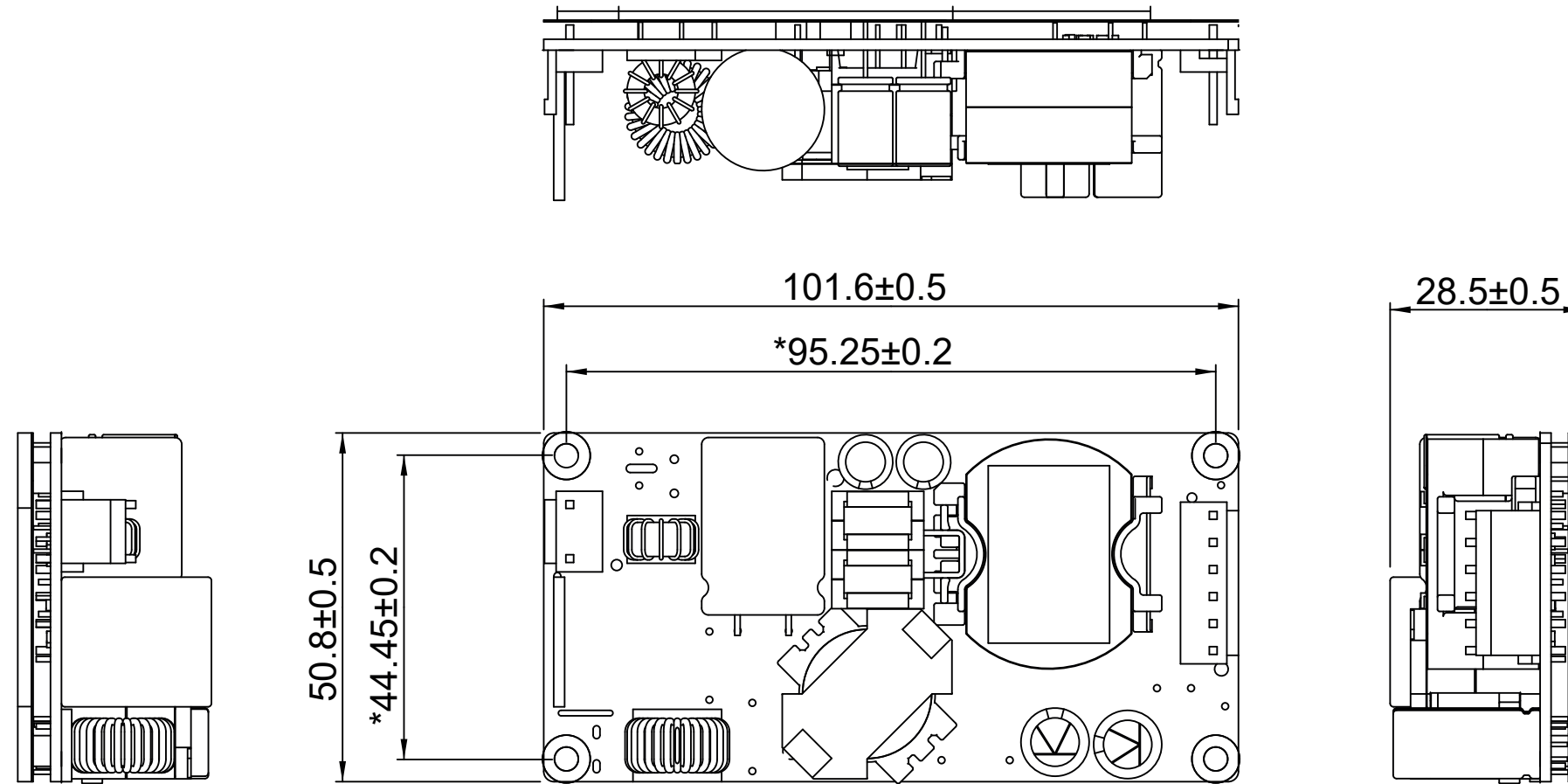


MEP

Medical Enclosed Power Supply

MEP-200A□□J



| PIN | INPUT CONNECTOR CN1 | CN101: |
|-----|------------------------|---------------------------------|
| 1 | NEUTRAL | JST(HEADER): B2P3-VH |
| 2 | LINE | MATCH WITH JST(HOUSING): VAR-2 |
| | | JST(CRIMP SOCKET): SVH-41T-P1. |
| PIN | OUTPUT CONNECTOR CN101 | CN101: |
| 1 | OUTPUT + | JST(HEADER): B6P-VH-B(LF)(SN) |
| 2 | OUTPUT + | MATCH WITH JST(HOUSING): VHR-6N |
| 3 | OUTPUT + | JST(CRIMP SOCKET): SVH-21T-P1.1 |
| 4 | OUTPUT - | |
| 5 | OUTPUT - | |
| 6 | OUTPUT - | |